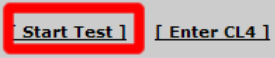

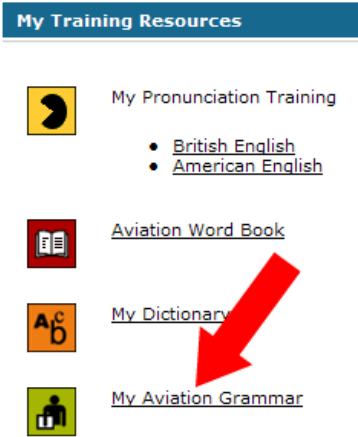
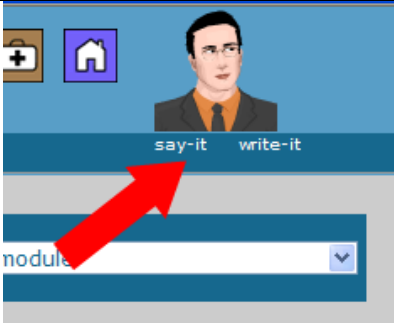
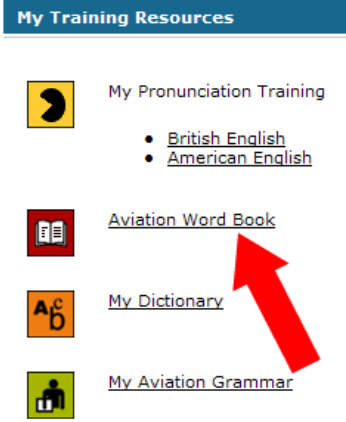
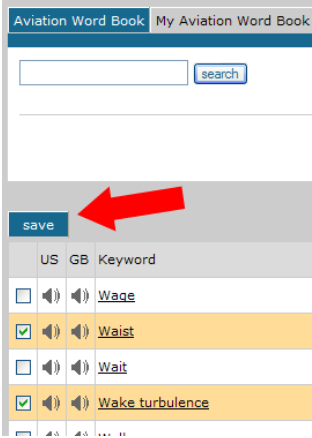
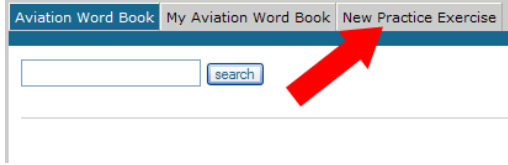

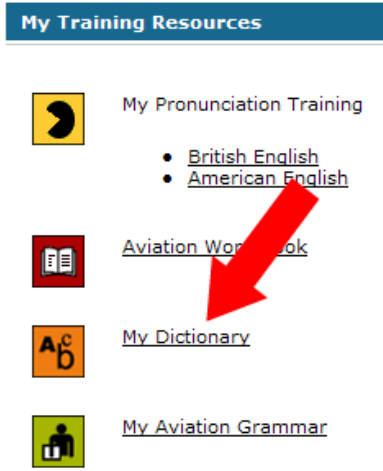
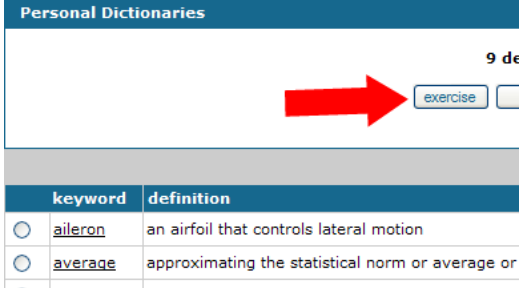
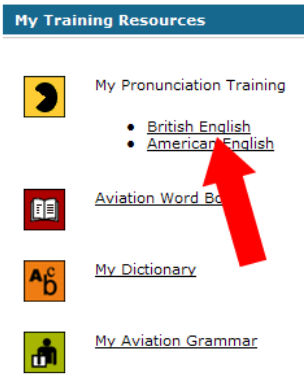
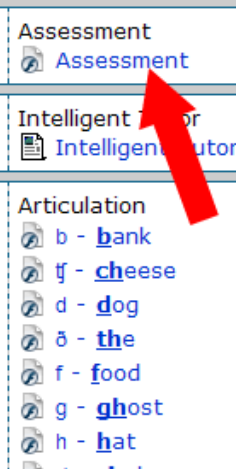
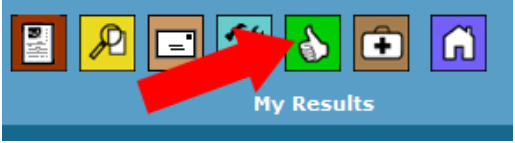


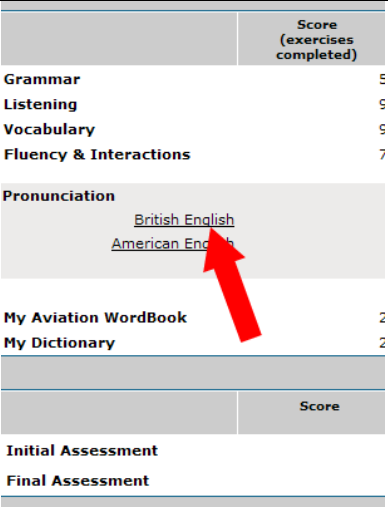
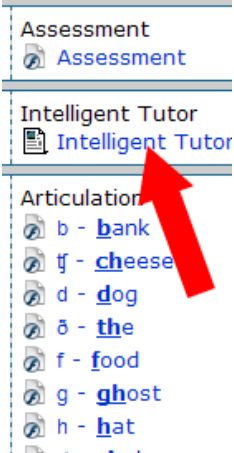
Suggested Study Plan to Evaluate the Climb Level 4 Program (4 hours)

<p>1. Take the initial assessment</p>	<p>Welcome to Climb Level 4. Before starting to study we need to assess your current level by taking an assessment test.</p> <p>The test has 140 questions and you have a maximum of 45 minutes to complete it. When the 45-minute time limit is reached the test will automatically stop.</p> <p>The test includes listening activities so you need to have headphones or speakers connected to your computer and correctly configured.</p> <p>Test your audio configuration and when you are ready click [Start Test]</p> 	<p>45 minutes</p> <p><i>The CL4 Short-Haul and CL4 Long-Haul programs include an initial and a final assessment. The marks are presented both as a percentage and as a grade on the ICAO scale. This allows users to see their improvement and know their approximate ICAO Level in preparation for licensing testing.</i></p>
<p>2. Watch the following Help Tutorials:</p> <ul style="list-style-type: none"> • What is Climb Level 4? • The Aviation Word Book 		<p>15 minutes</p> <p><i>The Help Tutorials cover technical issues (such as setting up the microphone) as well as instructional issues concerning how to use the CL4 program most effectively.</i></p>
<p>3. My Aviation Grammar</p>	<p>My Training Resources</p> <ul style="list-style-type: none"> My Pronunciation Training <ul style="list-style-type: none"> • British English • American English Aviation Word Book My Dictionary My Aviation Grammar 	<p><i>My Aviation Grammar is a grammar reference book containing both the basic and more complex grammatical structures of the English language. As with all exercises and instruction in Climb Level 4, everything is presented in an aviation context.</i></p>

<p>– block off some text and use the Speaking Professor to turn the text into sound.</p>		<p>5 minutes <i>The Speaking Professor uses computer generated speech so that users can listen to and read English material at the same time. Users can personalize the learning experience by selecting the image, gender and English accent (British, American, Australian, etc.) of the Speaking Professor</i></p>
<p>4. Aviation Word Book</p>		<p><i>The Aviation Wordbook includes 2,000 of the most important words needed to meet the ICAO language proficiency requirements.</i></p> <p><i>Users can filter the exercises to focus on their English-language weaknesses.</i></p>
<p>– add some words to your personal Word Book (select the words and click Save)</p>		<p>5 minutes <i>Users can also save words which present the greatest learning challenge to their personal Aviation Word Book for additional study. Every user has different strengths and weaknesses, so it is important to give them the flexibility to tailor English language studies to their unique learning requirements</i></p>

<p>..... and then automatically create practise exercises (click Aviation Word Book / New Practice Exercise)</p>		<p>20 minutes <i>The Aviation Word Book lets users quickly and automatically generate practice exercises based on the entries in their personal Aviation Word Book. This feature makes it easy for each user to identify and practice their most significant language challenges.</i></p>
<p>5. Look up some words in the Dictionary</p>		<p>5 minutes <i>The Dictionary provides multiple language translations (e.g. English – English, English-Spanish, etc.), enabling users to look up a word and read and listen to its definition (using the Speaking Professor).</i></p>
<p>.... and then see how the words have been added to “My Dictionary”.</p>		<p><i>Every time a user looks up a word in the Dictionary, that word and its definition are added to the user’s personal Dictionary.</i></p>
<p>Select “exercise” to automatically create practice exercises.</p>		<p>10 minutes <i>Practice exercises are also generated automatically based on the words / definitions in the user’s personal dictionary.</i></p>

<p>6. Pronunciation: practise your British or American English</p>	 <p>My Training Resources</p> <ul style="list-style-type: none"> My Pronunciation Training <ul style="list-style-type: none"> British English American English Aviation Word Book My Dictionary My Aviation Grammar 	<p><i>My Pronunciation includes a pronunciation assessment that analyzes each student's English pronunciation in a British or American accent.</i></p>
<p>Take the Pronunciation Assessment</p>	 <p>Assessment Assessment</p> <p>Intelligent Tutor Intelligent Tutor</p> <p>Articulation</p> <ul style="list-style-type: none"> b - bank tʃ - cheese d - dog ð - the f - food g - ghost h - hat 	<p>20 minutes</p> <p><i>The pronunciation assessment features 30 exercises and allows each user's English pronunciation skills to be analyzed at a very detailed level. This analysis enables Climb Level 4 to develop a customized English language learning path that is based on each user's individual performance.</i></p>
<p>See your results of the Pronunciation Assessment</p>	 <p>My Results</p>	<p>5 minutes</p> <p><i>Assessment results are illustrated at the phoneme (sound) level. Graphical presentation allows users and trainers to see the most significant pronunciation challenges.</i></p>

		
<p>Re-enter the pronunciation training and click on “Intelligent Tutor” – you will see how the system has created a personalised training curriculum for you (based on your performance in the assessment)</p>		<p>15 minutes <i>Based on the pronunciation challenges identified in the pronunciation assessment, the automated ‘Intelligent Tutor’ prioritizes pronunciation exercises based on the individual’s language challenges. Ongoing, pinpointed pronunciation evaluation automatically provides audio (in a British or American accent), text and graphic feedback that is understandable, relevant and actionable.</i></p>

7. Open some **Modules** and see how there are 9 modules, each module has 3 units and each unit has grammar, vocabulary, comprehension and fluency / interactions exercises.

Modules	
	1 - Time, duration, schedules
	2 - Health
	3 - People
	4 - Weather
	5 - Technology
	6 - Aerodromes
	7 - Cargo, materials & fire
	8 - Communication
	9 - Navigation, movement & g

Training modules enable English language study and practice using terminology and context relevant to the aviation community. English study and practice is presented in a manner in which an aviation professional is likely to use or hear English.

8. **Grammar:** complete some grammar exercises – for example:

Module 5 – Technology / Unit A / Grammar

- 5 Prepositions of Time 1a
- 6 Prepositions of Time 1b
- 7 Prepositions of Time 2
- 8 Prepositions of Time 3
- 12 Nouns – countable or uncountable 1
- 13 Nouns – countable or uncountable 2a
- 14 Nouns – countable or uncountable 2b

5 Technology		Select a module
Unit A	Total	Item Activity Name
Grammar	0%	1 Introduction: Prepositions 1
Listening	0%	2 Prepositions: Overview
Vocabulary	1%	3 Verbs with prepositions a
Fluency & Interactions	0%	4 Verbs with prepositions b
		5 Prepositions of time 1a
		6 Prepositions of time 1b
		7 Prepositions of time 2
		8 Prepositions of time 3
Unit B	Total	9 Verb forms: phrases with prepositions
Grammar	0%	10 Introduction: Countable and uncountable 1
Listening	0%	11 Nouns: Countable and Non-Countable Nouns
Vocabulary	0%	12 Nouns - countable or uncountable 1
Fluency & Interactions	0%	13 Nouns - countable or uncountable 2a
		14 Nouns - countable or uncountable 2b
		15 Introduction: Conjunctions
		16 Conjunctions 1: Overview
		17 Conjunctions - and, or, but 1a
		18 Conjunctions - and, or, but 1b

20 minutes

Exercises from the training modules include a variety of user experiences, including selecting the correct answer, speaking the correct answer and completing sentences. Climb Level 4 provides a variety of exercises to teach English grammar, vocabulary, comprehension and fluency in an aviation- relevant context.

Vocabulary: complete some vocabulary exercises
– for example:

Module 2 – Health / Unit A Vocabulary

- 2 Human Body - front 1a
- 3 Human Body - front 1b
- 4 Human Body - front 1c
- 5 Human Body - front 1d

Module 5 – Technology / Unit A / Vocabulary

....

- 2 Parts of the plane a
- 3 Parts of the plane b
- 4 Parts of the plane c
- 5 Parts of the plane d
- 6 Parts of the plane e
- 7 Parts of the plane f
- 8 Parts of the plane g

The screenshot shows a dashboard for '2 Health'. On the left, a table displays performance metrics for Unit A and Unit B. On the right, a list of activities is shown, with items 2 through 5 highlighted in red boxes.

2 Health		Item	Activity Name
Unit A	Total	1	Introduction: Health vocal
Grammar	84%	2	Human Body - front 1a
Listening	97%	3	Human Body - front 1b
Vocabulary	70%	4	Human Body - front 1c
Fluency & Interactions	9%	5	Human Body - front 1d
Unit B	Total	6	Human body - front 2a
Grammar	10%	7	Human body - front 2b
		8	Human Body - front 2c

The screenshot shows a dashboard for '5 Technology'. On the left, a table displays performance metrics for Unit A and Unit B. On the right, a list of activities is shown, with items 2 through 8 highlighted in red boxes.

5 Technology		Item	Activity Name
Unit A	Total	1	Introduction: Technology voc
Grammar	7%	2	Parts of the airplane a
Listening	100%	3	Parts of the airplane b
Vocabulary	82%	4	Parts of the airplane c
Fluency & Interactions	12%	5	Parts of the airplane d
		6	Parts of the airplane e
Unit B	Total	7	Parts of the airplane f
Grammar	1%	8	Parts of the airplane g
Listening	98%	9	Technology vocabulary 1a
Vocabulary	11%	10	Technology vocabulary 1b
Fluency & Interactions	4%	11	Technology vocabulary 1c

30 minutes

The Climb Level 4 learning program features graphic, text and audio instruction to give users an immersive English learning experience. Instruction is designed to be interesting and engaging so that users will be motivated to learn – in either a classroom environment or self-paced instruction.

9. Listening: complete some listening exercises – for example:
Module 3 – People / Unit B / Listening

- 2 Bomb Warning 1
- 3 Bomb Warning 2
- 4 Bomb Warning 3
- 5 Air Rage 1
- 6 Air Rage 2
- 7 Air Rage 3
- 8 Air Rage 4

3 People		Item	Activity Name
Unit A	Total	1	Introduction: Listening
Grammar	16%	2	Bomb Warning 1
Listening	98%	3	Bomb Warning 2
Vocabulary	98%	4	Bomb Warning 3
Fluency & Interactions	29%	5	Air Rage 1
		6	Air Rage 2
		7	Air Rage 3
		8	Air Rage 4
Unit B	Total	9	Air Traffic Control 1
Grammar	0%	10	Air Traffic Control 2
Listening	98%	11	Air Traffic Control 3
Vocabulary	87%	12	Sleeper Planes 1
Fluency & Interactions	0%	13	Sleeper Planes 2
Unit C	Total		

20 minutes

Climb level 4 Training modules also give users the opportunity for constant reinforcement. For example, a series of different exercises based on a single audio file provides users with multiple opportunities to practice and learn English.

10. Fluency / Interactions: complete some fluency / interactions exercises – for example:

Module 4 – Weather / Unit A / Fluency & Interactions

- 10 FWRSW01 Interactions – readback SR
- 11 FWRSW02 Interactions – readback SR
- 19 Emg43 Describe a picture 5 SR
- 20 Emg50 Describe a picture 6 SR

4 Weather		Item	Activity Name
Unit A	Total	1	Introduction: Fluency sentences (grammar)
Grammar	18%	2	FGRSW01 Fluency sentences (grammar) 1 SR
Listening	84%	3	FGRSW02 Fluency sentences (grammar) 2 SR
Vocabulary	39%	4	FGRSW03 Fluency sentences (grammar) 3 SR
Fluency & Interactions	30%	5	FGRSW04 Fluency sentences (grammar) 4 SR
		6	FGRSW05 Fluency sentences (grammar) 5 SR
		7	FGRSW06 Fluency sentences (grammar) 6 SR
		8	FGRSW07 Fluency sentences (grammar) 7 SR
Unit B	Total	9	Introduction: Interactions - readback
Grammar	12%	10	FWRSW01 Interactions - readback SR
Listening	99%	11	FWRSW02 Interactions - readback SR
Vocabulary	56%	12	FWRSW03 Interactions - readback SR
Fluency & Interactions	10%	13	FWRSW04 Interactions - readback SR
Unit C	Total	14	Introduction: Describe a picture
Grammar	6%	15	Emg35 Describe a picture 1 SR
Listening	97%	16	Emg40 Describe a picture 2 SR
Vocabulary	11%	17	Emg41 Describe a picture 3 SR
Fluency & Interactions	0%	18	Emg42 Describe a picture 4 SR
		19	Emg43 Describe a picture 5 SR
		20	Emg50 Describe a picture 6 SR

20 minutes

Climb Level 4 provides a unique and engaging English training experience by providing users with exercises that blend listening and speaking skills. Feedback on user performance is provided immediately so that errors can be quickly modified and practice further focused.

11. My Results

– see how the program records your usage and the results for all the exercises you have attempted.

	Score (exercises completed)	Time hh:mm:secs
Grammar	0%	00:
Listening	0%	00:
Vocabulary	19.5%	00:
Fluency & Interactions	0%	00:
Pronunciation		
British English		
American English		

5 minutes

My Results lets users – or their managers – see individual usage and performance for all exercises. With performance and compliance data at their fingertips, training can be both time- and cost-effective.